



20 Years Colloquium on Personnel Economics (COPE)

Scientific Board: Backes-Gellner/Bryson/Fabel/Pull

Personalökonomisches Kolloquium (POEK)

Scientific Board: Backes-Gellner/Fabel/Kräkel/Pull

Köln-Bonner-Kolloquium (KöBoKo)

Founding Team: Backes-Gellner/Kräkel



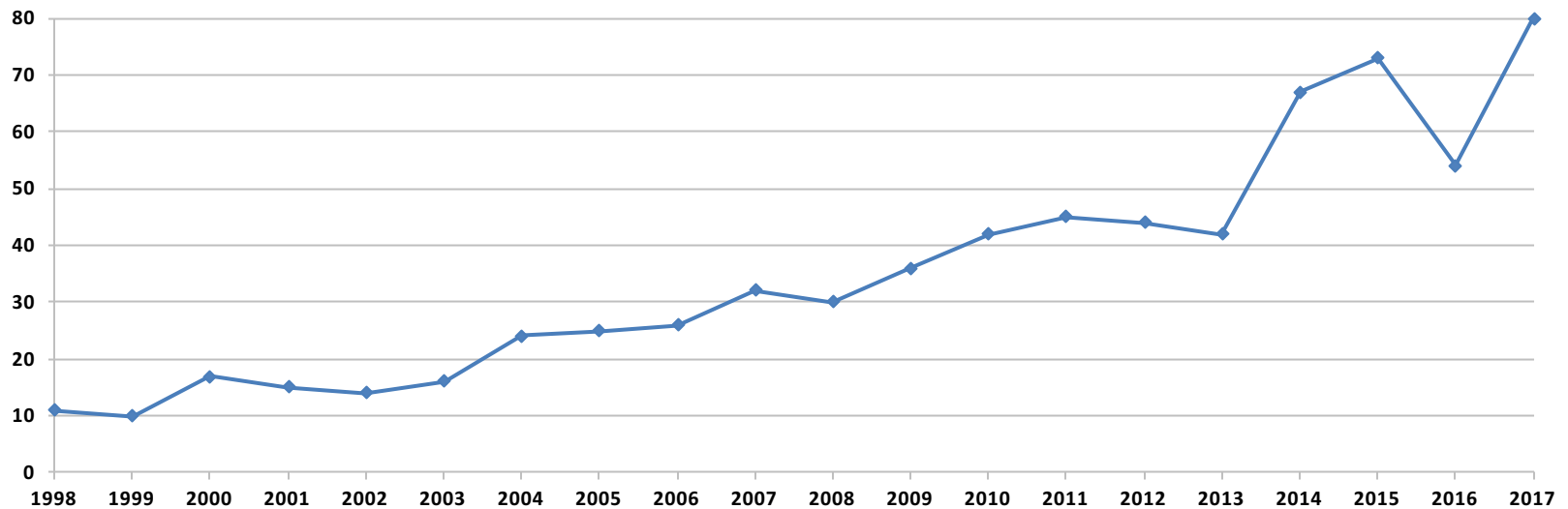


Conference Locations

1998	Bonn	2008	Bonn
1999	Cologne	2009	Vienna
2000	Freiburg	2010	Trier
2001	Trier	2011	Zurich
2002	Bonn	2012	Paderborn
2003	Zurich	2013	Tuebingen
2004	Bonn	2014	Cologne
2005	Konstanz	2015	Vienna
2006	Zurich	2016	Aachen
2007	Tuebingen	2017	Zurich

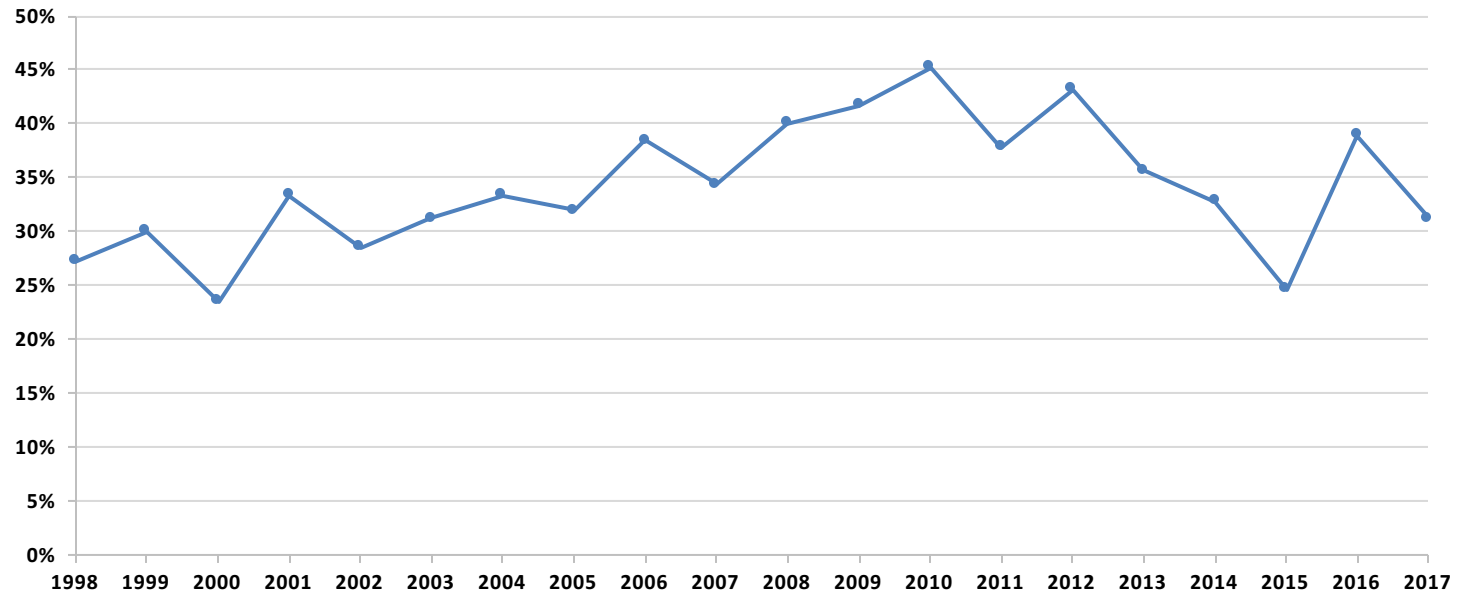


Number of Presentations



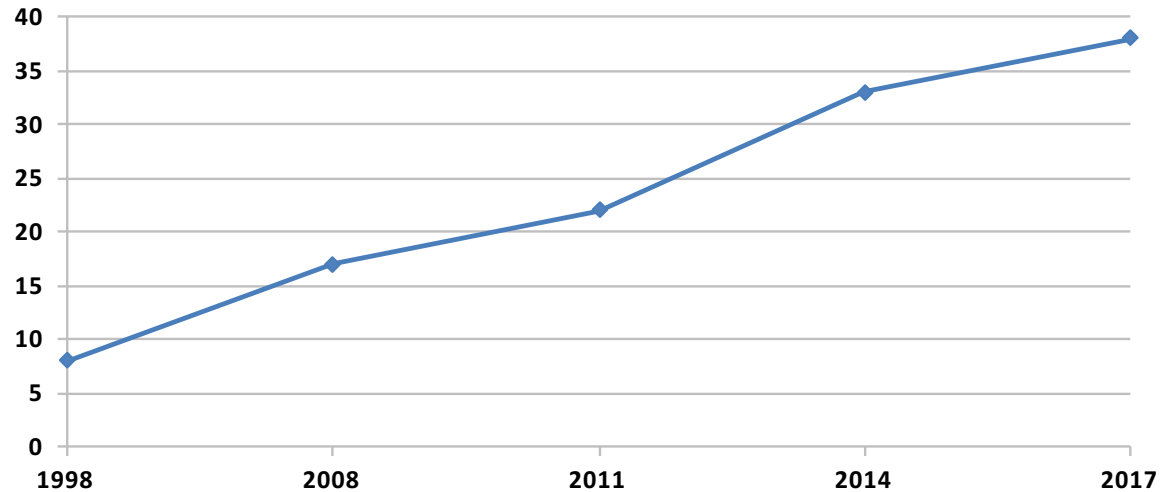


Percentage of Female Presenters





Number of Different Universities of Presenters



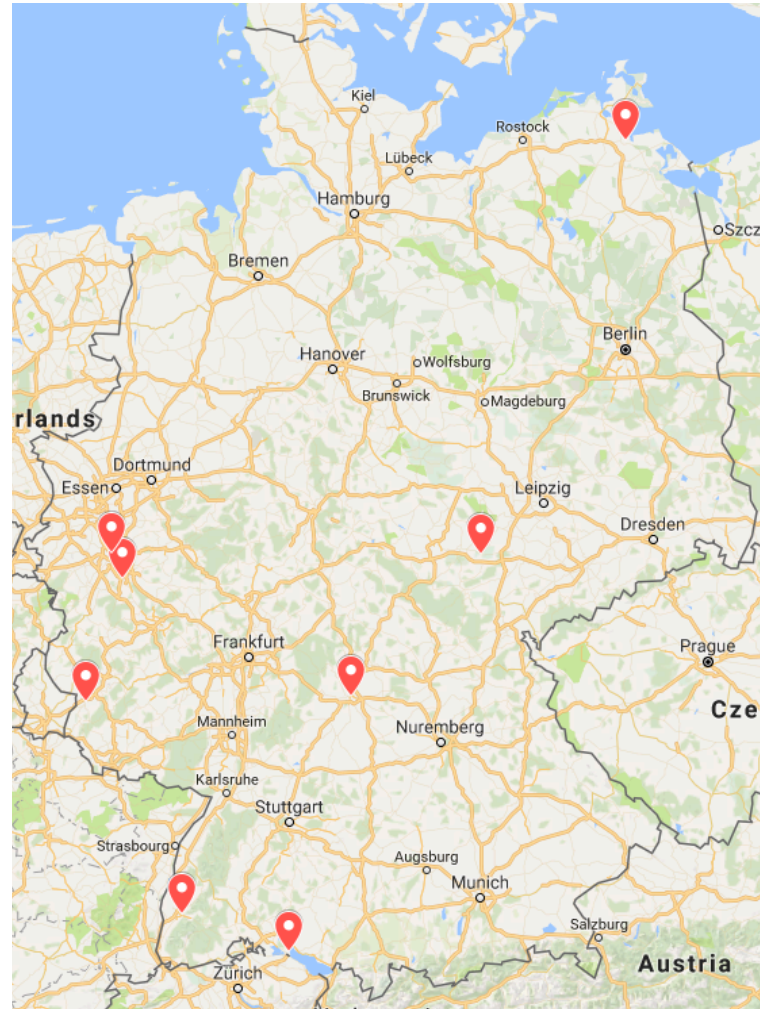


Home Institutions of Presenters (selected years)

1998	2008	2011	2014		2017		Total (1998 to 2017)			
Bonn	Berlin	Aachen	Aachen	Nancy	Aachen	Paris	Aachen	Greifswald	Mannheim	Tübingen
Freiburg	Bonn	Basel	Bergen	Norwich	Aarhus	Regensburg	Aarhus	Guelph	München	Vallendar
Greifswald	Brüssel	Bonn	Berlin	Nürnberg	Bonn	Rotterdam	Alicante	Halle	Münster	Vechta
Jena	Frankfurt	Frankfurt	Bournemouth	Paderborn	Bournemouth	Stanford	Baltimore	Hamburg	Nancy	Wien
Köln	Heidelberg	Hannover	Cottbus	Rotterdam	Brighton	Stavanger	Basel	Hannover	Nicosia	Wiesbaden
Konstanz	Köln	Köln	Frankfurt	Southampton	Cottbus	Tokyo	Bergen	Heidelberg	Norwich	Wolfsburg
Trier	Konstanz	Konstanz	Halle	Trier	Duisburg	Trier	Berlin	Helsinki	Nürnberg	Würzburg
Würzburg	London	Lüneburg	Hamburg	Tübingen	Genf	Tübingen	Bonn	Jena	Odense	York
	Lüneburg	Magdeburg	Hannover	Wien	Halle	Vechta	Bournemouth	Karlsruhe	Oslo	Zürich
	Mannheim	München	Helsinki	York	Karlsruhe	Würzburg	Brighton	Köln	Oxford	
	München	Münster	Karlsruhe	Zürich	Köln	Zürich	Brüssel	Konstanz	Paderborn	
	Odense	Okford	Köln		Lancaster		Copenhagen	Kunitachi	Paris	
	Paderborn	Paderborn	Konstanz		Lille		Cottbus	Lancaster	Regensburg	
	Trier	Stanford	Lancaster		London		Duisburg	Lille	Rotterdam	
	Tübingen	Tübingen	London		Lüneburg		Dundee	Linz	Siegen	
	Vallendar	Wien	Lüneburg		Maastricht		Durham	Liverpool	Southampton	
	Zürich	Wiesbaden	Maastricht		Madrid		Düsseldorf	London	Stanford	
		Würzburg	Magdeburg		München		Erlangen	Lüneburg	Stavanger	
		Zürich	Mannheim		Nicosia		Frankfurt	Maastricht	Stockholm	
			München		Nürnberg		Freiburg	Madrid	Tokyo	
			Münster		Paderborn		Genf	Magdeburg	Trier	



Home Institutions of Presenters (1998)



Home Institutions of Presenters (2008)





Home Institutions of Presenters (2017)





Home Institutions of Presenters (all years)





Home Institutions of Presenters (total all years, Europe)



Publications of COPE Papers (selected years): COPE 1998

(Score Year: 2015)

1998		
Journal	Scopus CiteScore 2015	
Economics Letters	0.72	
Zeitschrift für Betriebswirtschaftslehre	N/A	
Total CiteScore	0.72	
Total published Papers: 1 (excluding pub. w/o CiteScore)	Average CiteScore over Publications	0.72
Total Presentations: 7	Average CiteScore over Presentations	0.10

What is the Scopus CiteScore?

“Calculating CiteScore is simple and is based on the average citations received per document. CiteScore is the number of citations received by a journal in one year to documents published in the three previous years, divided by the number of documents indexed in Scopus published in those same three years.”

Source: [Scopus FAQ](#), retrieved: 10.01.2017



Publications of COPE Papers (selected years): COPE 2003

(Score Year: 2015)

2003		
Journal	Scopus CiteScore 2015	
Journal of Economics and Management Strategy	1.07	
International Journal of Manpower	0.86	
Problems and Perspectives in Management	0.2	
Entrepreneurial Teams and New Business Creation	N/A	
Total CiteScore	2.13	
Total published Papers: 3 (excluding pub. w/o CiteScore)	Average CiteScore over Publications	0.71
Total Presentations: 12	Average CiteScore over Presentations	0.18



Publications of COPE Papers (selected years): COPE 2008

(Score Year: 2015)

2008		
Journal	Scopus CiteScore 2015	
RAND Journal of Economics	2.01	
Journal of Economic Behaviour and Organization	1.94	
Journal of Economics and Management Strategy	1.07	
Journal of Sport Economics	0.91	
International Journal of Manpower	0.86	
International Journal of Manpower	0.86	
German Economic Review	0.85	
Applied Economics	0.49	
Applied Economics	0.49	
Journal of Institutional and Theoretical Economics	0.36	
Labour	0.31	
Jahrbücher für Nationalökonomie und Statistik	N/A	
Total CiteScore	10.15	
Total published Papers: 11 (excluding pub. w/o CiteScore)	Average CiteScore over Publications	0.92
Total Presentations: 30	Average CiteScore over Presentations	0.34



Publications of COPE Papers (selected years): COPE 2010 (Score Year: 2015)

2010		
Journal	Scopus CiteScore 2015	
Journal of Business Research	3.27	
Journal of Small Business Management	3.27	
American Economic Journal: Microeconomics	1.82	
Industrial & Labor Relations Review	1.54	
Labour Economics	1.31	
Labour Economics	1.31	
Journal of Sports Economics	0.91	
Journal of Sports Economics	0.91	
Empirical Research in Vocational Education and Training	0.65	
Labour	0.31	
Journal for Labour Market Research	0.27	
DBW - Die Betriebswirtschaft	N/A	
Review of Economics	N/A	
Total CiteScore	15.57	
Total published Papers: 11 (excluding pub. w/o CiteScore)	Average CiteScore over Publications	1.42
Total Presentations: 42	Average CiteScore over Presentations	0.37



Publications of COPE Papers (selected years): COPE 2012

(Score Year: 2015)

2012		
Journal	Scopus CiteScore 2015	
Research Policy	5.61	
Management Science	3.73	
The International Journal of Human Resource Management	1.74	
Industrial & Labor Relations Review	1.54	
Industrial & Labor Relations Review	1.54	
Labour Economics	1.31	
Industrial Relations	1.19	
Industrial Relations	1.19	
International Journal of Manpower	0.86	
Economics Letters	0.72	
Journal of Management Accounting Research	0.7	
Scottish Journal of Political Economy	0.57	
Research in Economics	0.45	
International Journal of Human Resource Studies	N/A	
Total CiteScore	21.15	
Total published Papers: 13 (excluding pub. w/o CiteScore)	Average CiteScore over Publications	1.63
Total Presentations: 44	Average CiteScore over Presentations	0.48

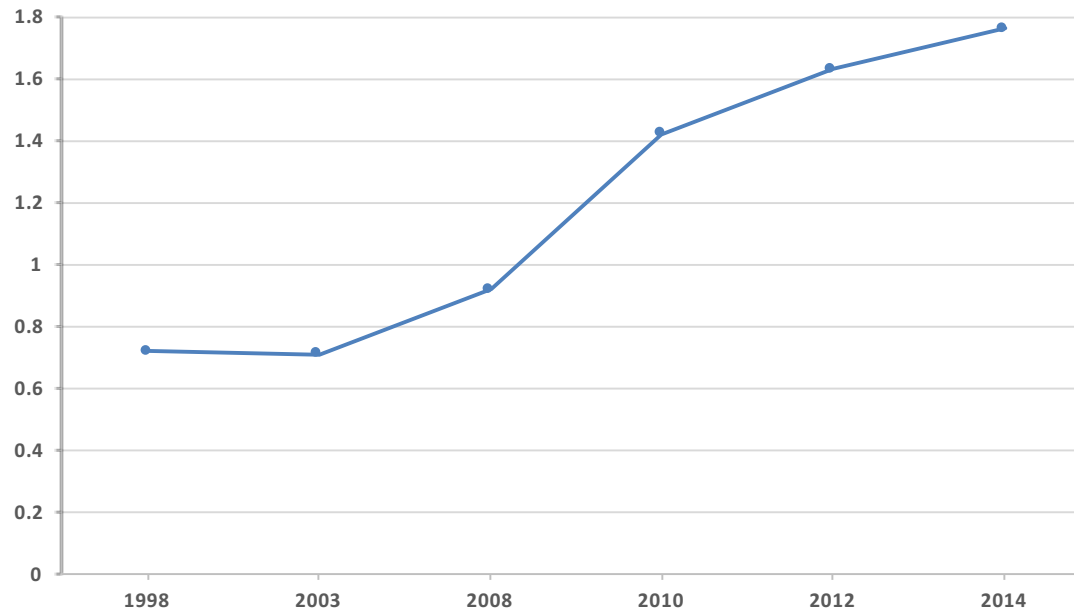


Publications of COPE Papers (selected years): COPE 2014 (Score Year: 2015; *Preliminary Data*)

2014 (<i>Preliminary, as of 01 January 2017</i>)		
Journal	Scopus CiteScore 2015	
Management Science	3.73	
Journal of Labor Economics	3.45	
Journal of Business Ethics	2.45	
British Journal of Industrial Relations	2.09	
Journal of Economic Behavior & Organization	1.94	
Journal of Economic Behavior & Organization	1.94	
Journal of Economic Behavior & Organization	1.94	
The International Journal of Human Resource Management	1.75	
Labour Economics	1.31	
Journal of Economics & Management Strategy	1.07	
National Institute Economic Review	0.46	
The Manchester School	0.41	
Review of Economic Design	0.4	
<i>Current CiteScore</i>	22.94	
<i>Publications (01.01.17): 13 (excluding pub. w/o CiteScore)</i>	Average CiteScore over Publications	1.76
Total Presentations: 64	Average CiteScore over Presentations	0.36



Average CiteScore of Published Papers (Score Year: 2015)





**Thank You for Your Attention
&
Enjoy the 20th Colloquium on Personnel Economics!**